

# Webcampus (Current) VS Base Navigation (New)

## Current Webcampus Landing Page

The screenshot shows the current Webcampus interface. At the top, there's a navigation bar with 'My FDU', 'Courses', 'Student Services', and 'FDU Community'. Below this, there's a 'Personalize Page' button. The main content area is divided into several sections:

- Tools:** A sidebar on the left with a red border containing links for Announcements, Calendar, Tasks, My Grades, Send E-mail, Address Book, Personal Information, User Directory, Academic Materials, Goals, Application Authorization, and My Reports.
- My Announcements:** A section with a red border showing 'No Institution Announcements have been posted in the last 7 days.' and 'No Course or Organization Announcements have been posted in the last 7 days.' with a 'more announcements...' link.
- My Courses:** A section with a red border showing 'Courses where you are: Instructor' (FDU\_Sample\_Course) and 'Courses where you are: Student' (nurs\_demo, nurs\_demo).
- Academic Integrity Policy - Violation Report:** A section with a green header and white background, containing text about the policy and a link to a reporting form.
- FDU Library Services:** A section with a green header and white background, listing resources like books, journals, and research guides.
- Safe Assign - How to Use SafeAssign in Your Assignments:** A section with a green header and white background, providing instructions on how to use the plagiarism checker.
- Getting Started:** A section with a green header and white background, explaining how to access WebCampus and create a Webmail account.

## New Base Navigation Landing page

The screenshot shows the new Base Navigation interface. At the top, there's a navigation bar with 'FDU' and 'Welcome to your Institution Page'. Below this, there's a 'View page as' dropdown menu set to 'Faculty'. The main content area is divided into several sections:

- Navigation:** A sidebar on the left with a yellow border containing links for Institution Page, FDU\_Faculty, Activity Stream, Courses (highlighted with a yellow arrow), Organizations, Calendar, Grades, Tools, Admin, and Sign Out.
- Student Resources:** A section with a green header and white background, containing a table of links for Academic Advising and Support, Admissions, Academic Calendar, Libraries, Academic Integrity, Honors at FDU, Coursefinder, Bookstore, Fairleigh1 Card, Career Support, Wellness Center, Study Abroad, Student Life, Centers & Institutes, and Follett Discovery.
- Technology @FDU:** A section with a green header and white background, listing services like Information Technology, Self-Service, SAM Support, MyFDU Connect, and FDU Alert.
- Getting Started:** A section with a green header and white background, explaining how to access WebCampus and create a Webmail account.

## Webcampus (Current) VS Base Navigation (New)

**Current Webcampus Profile:** There is NO Faculty Profile Page

**New Base Navigation Profile Page**

The screenshot shows the current Webcampus profile page. The left sidebar contains navigation options: Institution Page, FDU\_Faculty (highlighted with a yellow arrow), Activity Stream, Courses, Organizations, Calendar, Grades, Tools, Admin, and Sign Out. The main content area displays the profile for 'FDU\_Faculty' with the following sections:

- Basic Information:** Full Name (FDU\_Faculty\_Name), Email Address (FDU\_Faculty@fdu.edu)
- Additional Information:** Additional Name (Add additional name)
- System Settings:** Language (System Default (English (United States))), Privacy Settings (Only instructors can view my profile information), Global Notification Settings (Stream notifications, Email notifications, Push notifications). The 'Email notifications' link is highlighted with a yellow arrow.

The screenshot shows the new Base Navigation profile page. The left sidebar contains navigation options: Institution Page, FDU\_Faculty\_Name, Activity Stream (highlighted with a yellow box), Courses, Organizations, Calendar, Grades, Tools, Admin, and Sign Out. The main content area displays the profile for 'FDU\_Faculty' with the following sections:

- Basic Information:** Full Name (FDU\_Faculty), Email Address (FDU\_Faculty@fdu.edu)
- Additional Information:** Additional Name (Add additional name)
- System Settings:** Language, Privacy Settings, Global Notification Settings. The 'Global Notification Settings' link is highlighted with a yellow arrow.

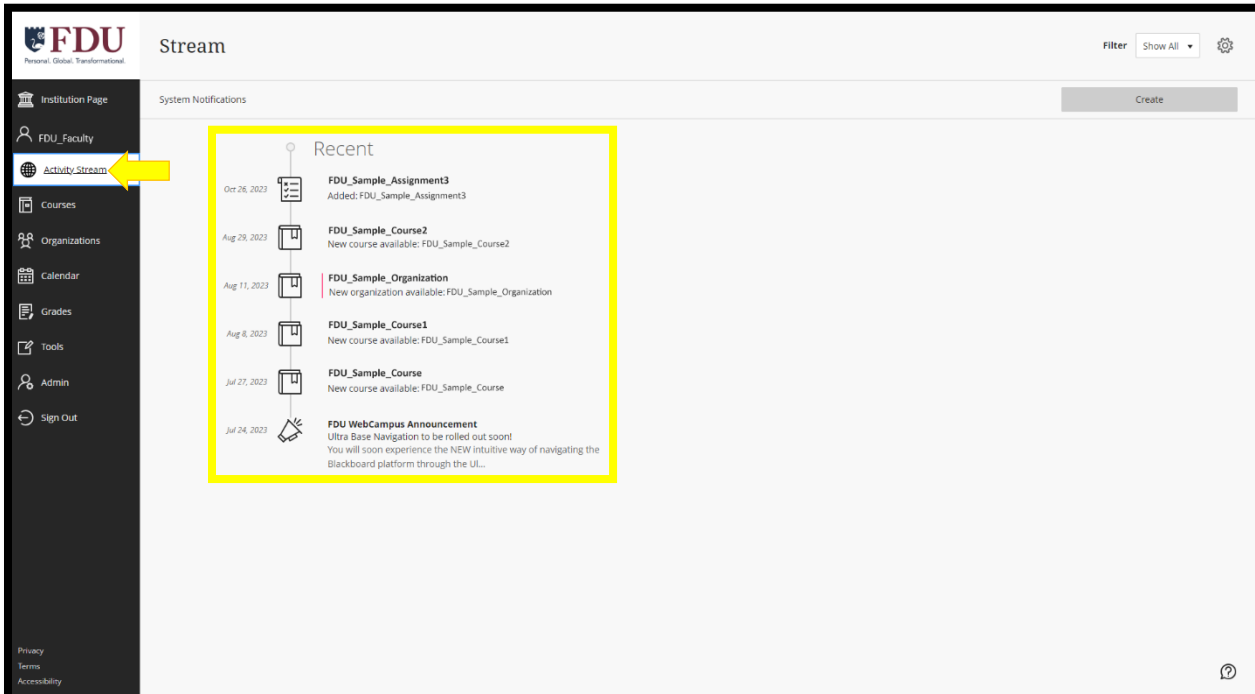
The 'Notification Settings' modal is open on the right, showing 'Stream Notifications' with the following notification types:

- My grades and activity (7)
- New calendar event
- Blog activity (2)
- Journal activity (2)
- Wiki activity (3)

## Webcampus (Current) VS Base Navigation (New)

**Currently on Webcampus:** There is NO Activity Stream equivalent module

### New Base Navigation Activity Stream page (NEW feature)



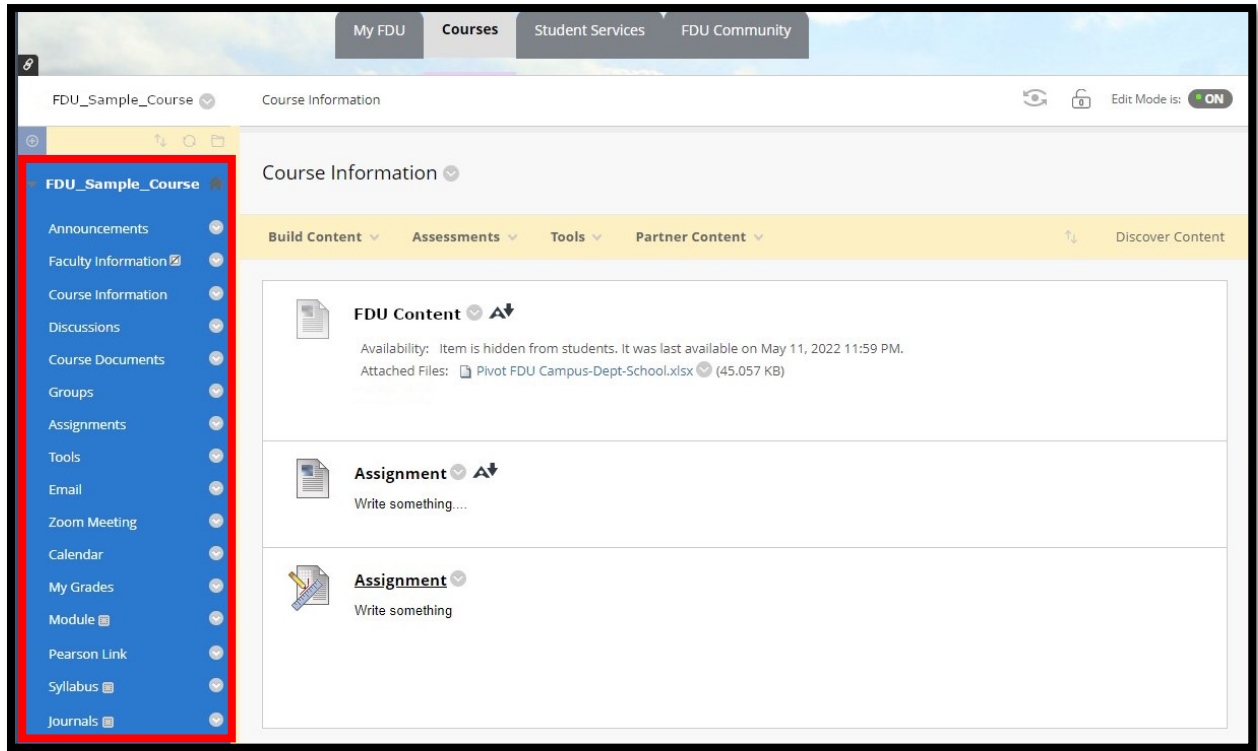
The screenshot displays the 'Stream' page in the new Base Navigation. The left sidebar contains a navigation menu with the following items: Institution Page, FDU\_Faculty, Activity Stream (highlighted with a yellow arrow), Courses, Organizations, Calendar, Grades, Tools, Admin, and Sign Out. The main content area is titled 'Stream' and features a 'Filter Show All' dropdown and a 'Create' button. Below the title, there is a 'System Notifications' section. The 'Recent' section is highlighted with a yellow box and contains the following items:

- FDU\_Sample\_Assignment3**  
Added: FDU\_Sample\_Assignment3  
Oct 26, 2023
- FDU\_Sample\_Course2**  
New course available: FDU\_Sample\_Course2  
Aug 29, 2023
- FDU\_Sample\_Organization**  
New organization available: FDU\_Sample\_Organization  
Aug 11, 2023
- FDU\_Sample\_Course1**  
New course available: FDU\_Sample\_Course1  
Aug 8, 2023
- FDU\_Sample\_Course**  
New course available: FDU\_Sample\_Course  
Jul 27, 2023
- FDU WebCampus Announcement**  
Ultra Base Navigation to be rolled out soon!  
You will soon experience the NEW intuitive way of navigating the Blackboard platform through the UL...  
Jul 24, 2023

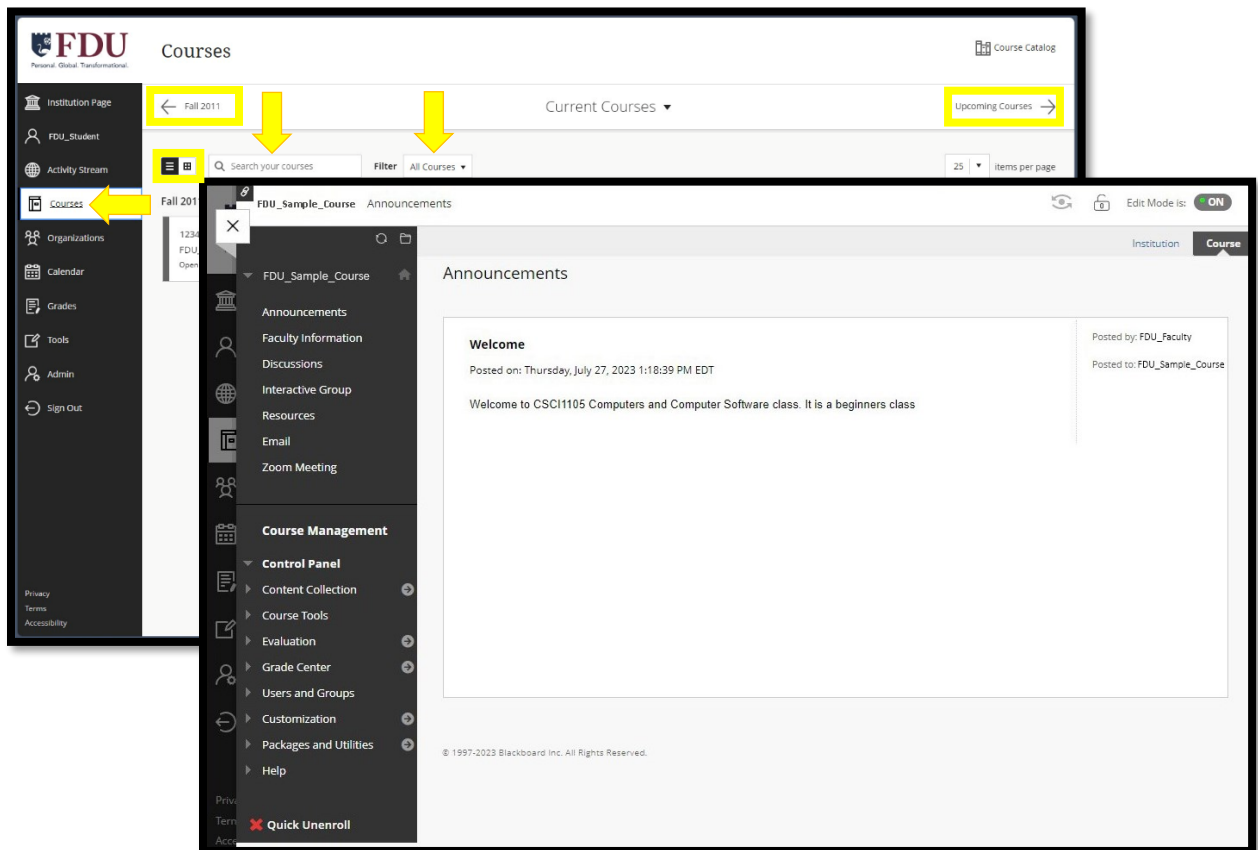
At the bottom left of the page, there are links for Privacy, Terms, and Accessibility. A help icon is located at the bottom right.

# Webcampus (Current) VS Base Navigation (New)

## Current Webcampus Course page



## New Base Navigation Course Page



# Webcampus (Current) VS Base Navigation (New)

## Current Webcampus Organizations

The screenshot shows the current Webcampus interface with several panels:

- Personal Information:** User Directory, Academic Materials, Goals, Application Authorization, My Reports.
- FDU Library Services:**
  - FDU Libraries:** All FDU students, faculty and staff have access to online resources in the library 24/7. Visit the library's website to:
    - Find resources (books, journals, articles, research guides, and more)
    - Get help (schedule an appointment, chat with a librarian, email, or call)
    - Reserve a study seat in our buildings
    - Register for a workshop or events
    - Follow us on social media!
- Reporting Students of Concern:** Reporting Students of Concern. Faculty and staff members are in a unique position to identify and help students who are, or appear to be, in distress.
- Safe Assign - How to Use SafeAssign in Your Assignments:** SafeAssign is now integrated into regular Blackboard Learn (Webcampus) assignments. How to Use SafeAssign in Your Assignments. You can now use SafeAssign plagiarism checking for any of your assignments.
- Getting Started:** In order to access WebCampus, you must have a Webmail account and be officially registered for classes. If you have a FDU Webmail account, your username and password for WebCampus are identical to your Webmail username and password.
- My Organizations:** Organizations where you are: Participant, FDU\_Staff\_Training, Foundations for FDU's Future.

## New Base Navigation Organizations Page

The screenshot shows the new Base Navigation Organizations page with the following elements:

- Header:** FDU Personal Global Transformational, Organizations, Organization Catalog.
- Navigation:** Institution Page, FDU\_Faculty, Activity Stream, Courses, Organizations (highlighted), Calendar, Grades, Tools, Admin, Sign Out.
- Search:** Search your organizations, Filter: All Organizations.
- Current Organizations:** Sample\_FDU\_Org, Sample\_FDU\_Organization (highlighted), Open | More info.
- Upcoming Organizations:** Arrow pointing right.
- Items per page:** 25.
- Footer:** Privacy, Terms, Accessibility.

# Webcampus (Current) VS Base Navigation (New)

## Current Webcampus Calendar Page

The screenshot shows the 'Current Webcampus Calendar Page'. The interface features a top navigation bar with 'My FDU', 'Courses', 'Student Services', and 'FDU Community'. Below this is a breadcrumb trail: 'FDU\_Sample\_Course > Calendar'. The main content area is titled 'Calendar' and shows a monthly view for November 2023. A purple highlight is on the 14th. The left sidebar contains a list of course-related items under 'FDU\_Sample\_Course' and 'Course Management'. The 'Calendar' item is highlighted in the sidebar.

## New Base Navigation Calendar Page

The screenshot shows the 'New Base Navigation Calendar Page'. The interface features a top navigation bar with the FDU logo and 'Personal. Global. Transformational.' The main content area is titled 'Calendar' and shows a monthly view for November 2023. A purple highlight is on the 14th. The left sidebar contains a list of navigation items under 'FDU' and 'Calendar'. The 'Calendar' item is highlighted in the sidebar.

# Webcampus (Current) VS Base Navigation (New)

## Current Webcampus Grades Page

The screenshot shows the 'My Grades' page in the current Webcampus interface. The page has a blue header with the 'webcampus' logo and a navigation bar with 'My FDU', 'Courses', 'Student Services', and 'FDU Community'. A left sidebar contains a list of course-related options, with 'My Grades' highlighted. The main content area is titled 'My Grades' and features a table with columns for 'ITEM', 'LAST ACTIVITY', and 'GRADE'. The table is currently empty, and the 'Order by' dropdown is set to 'Due Date (Oldest First)'. Below the table, there is a 'Course Management' section with various options like 'Control Panel', 'Content Collection', 'Course Tools', 'Evaluation', 'Grade Center', 'Users and Groups', 'Customization', 'Packages and Utilities', and 'Help'.

## New Base Navigation Grades Page

The screenshot shows the 'Grades' page in the new Base Navigation interface. The page has a white header with the 'FDU' logo and the text 'Personal. Global. Transformational.'. A left sidebar contains a list of navigation options, with 'Grades' highlighted and a yellow arrow pointing to it. The main content area is titled 'Grades' and contains a section for 'Current Courses and Organizations'. This section lists two courses and one organization. The first course, 'FDU\_Sample\_Course', has a grade of '-- / 400' and includes 'Assignment1' (5 to grade), 'Test1' (5 to grade), and 'Test2' (5 to grade). The second course, 'FDU\_Sample\_Course\_2', has a grade of '-- / 200' and includes 'Assignment1' (2 to grade) and 'Test1' (2 to grade). The organization, 'FDU\_Organization', has a grade of '--' and a message 'You have no work to grade right now'. Each course and organization entry has a 'View all work' link.